



Ninth District ppportunity

Community Action Agency

EMPOWERING INDIVIDUALS, STRENGTHENING COMMUNITIES

Annual Report 2018

OUR MISSION

- The mission of Ninth District Opportunity is to advocate for families in need and to promote access to opportunities which facilitate movement towards self-improvement, self-reliance, and self-determination.



NINTH DISTRICT'S SERVICE AREA

Weatherization Programs

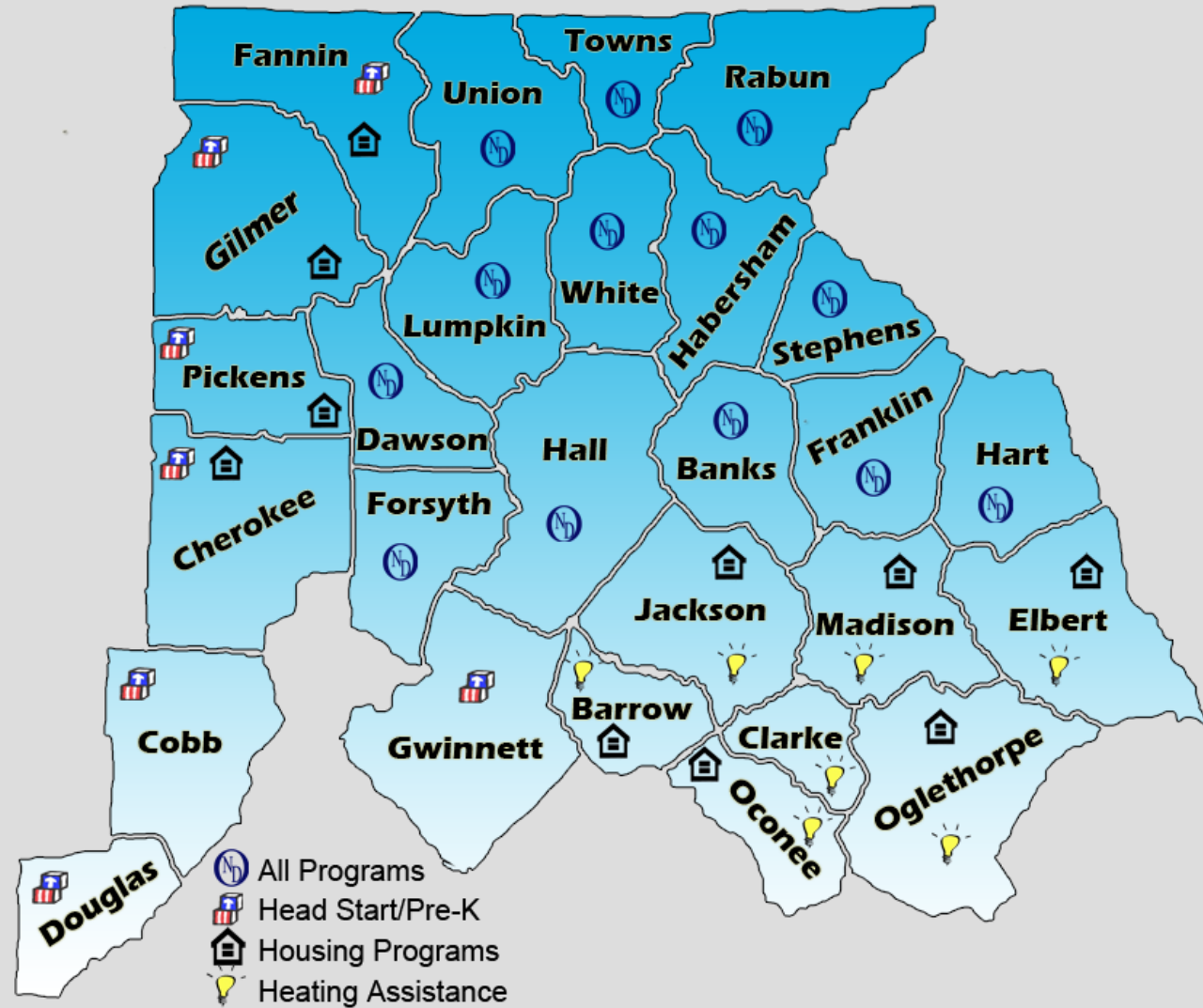
- Weatherization Assistance Programs
- Home Energy Assistance Program
- Georgia Power Program
- PSC Gas & Water Heater Program

Community Services

- Community Service Block Grant
- Emergency Food & Shelter Program
- Homeless Prevention/Rapid Re-housing
- SSI Advocacy
- Work Experience Program

Child Development Programs

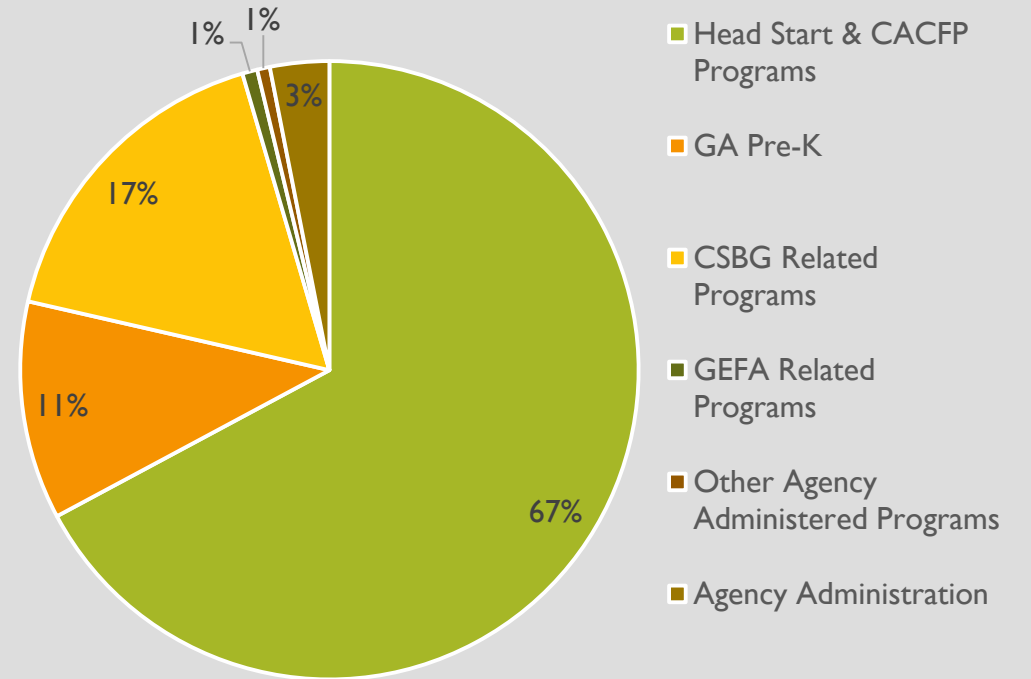
- Head Start
- Early Head Start
- Child & Adult Care Food Program
- Georgia Pre-Kindergarten Program



REVENUES

Head Start & CACFP Programs	\$29,889,344
GA Pre-K	\$5,076,705
CSBG Related Programs	\$7,511,241
GEFA Related Programs	\$350,451
Other Agency Administered Programs	\$294,808
Agency Administration	\$1,375,190
Total: \$44,497,739*	

*Total does not include carry-over funds from previous fiscal year.



Fiscal Reports are submitted to OHS, DHS, HUD, DFACS, and GEFA to comply with grant requirements and to assure the continuation of funding.

EXPENDITURES

Head Start & CACFP Programs

\$29,608,879

GA Pre-K

\$5,072,380

CSBG Related Programs

\$7,502,224

GEFA Related Programs

\$351,047

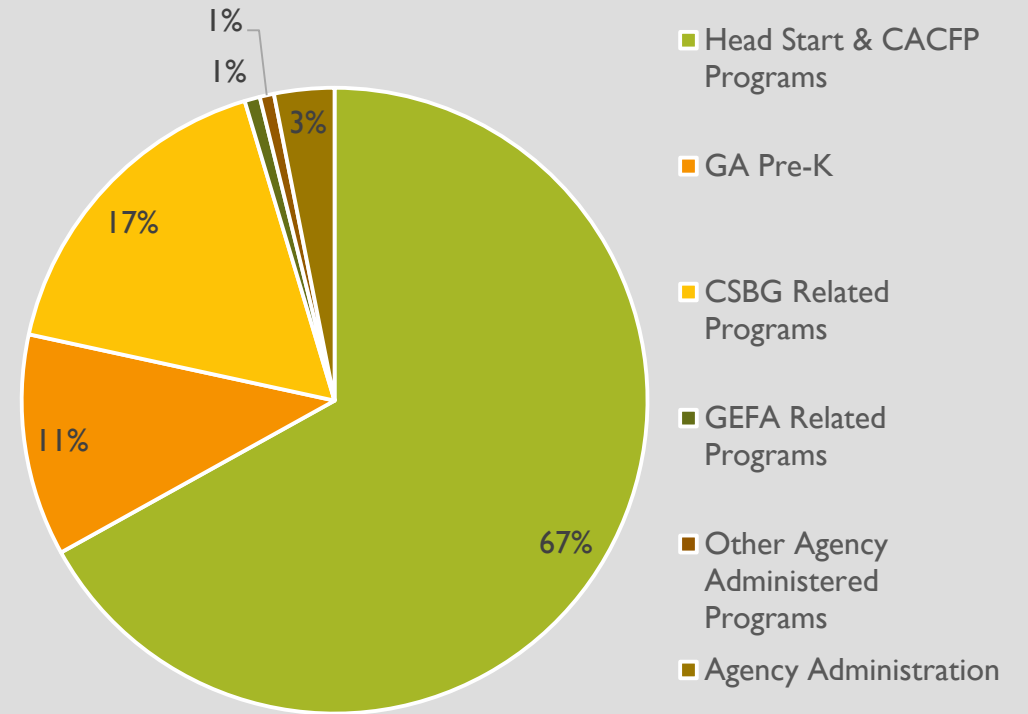
Other Agency Administered Programs

\$325,280

Agency Administration

\$1,375,190

Total: \$44,235,000



Audit

The effectiveness of the Agency's fiscal management is reflective in the overall positive results of the independent audit conducted by Alexander, Almand, & Bangs. The audit for the fiscal year ending September 30, 2018 found that the Agency complied with the terms of its funding. The auditor's report expressed an unmodified opinion for the financial statements of Ninth District Opportunity and for compliance for its major programs. No deficiencies were found in the internal controls or in areas required to be reported under Uniform Guidance.

NDO BY THE NUMBERS

26,755

Total Persons Served

15,293
Total Families Served

2,473

Total Early Head Start/Head Start Children served

100%

Enrollment Maintained

2,141

Total Early Head Start/Head Start Families served

95%

Percentage of Income Eligible Children Served in Head Start

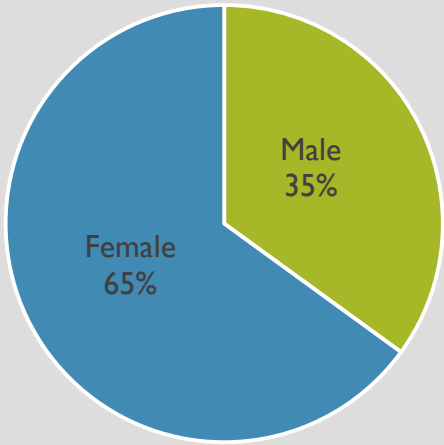
752

Established Partnerships

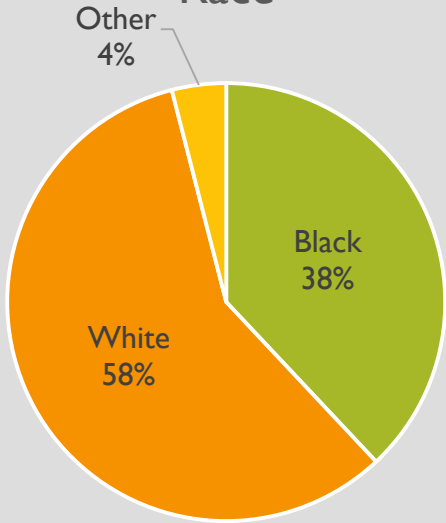
Average Daily Attendance
88.04% HS
84.01% EHS

NDO BY THE NUMBERS

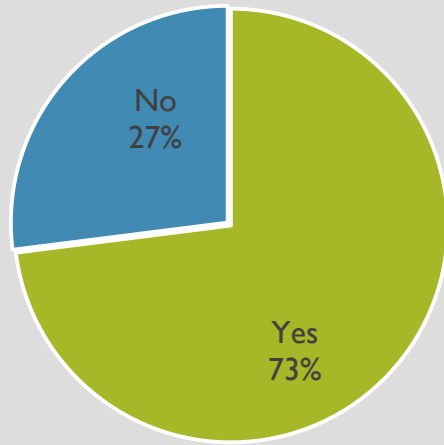
Gender



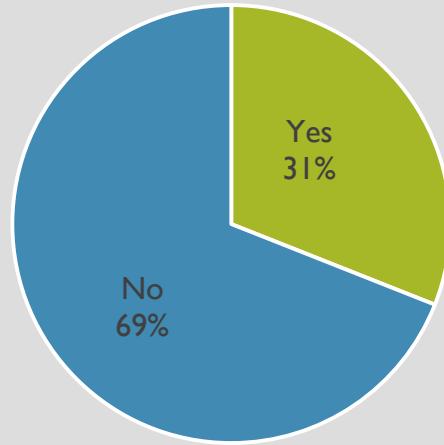
Race



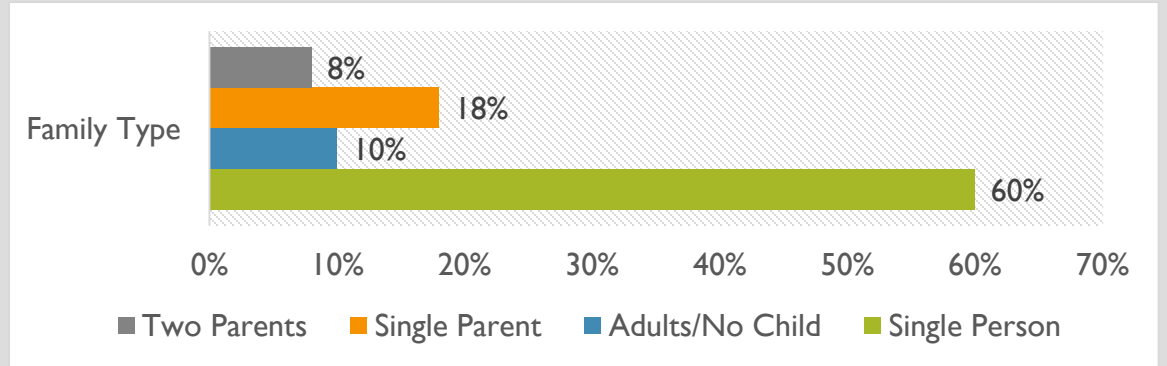
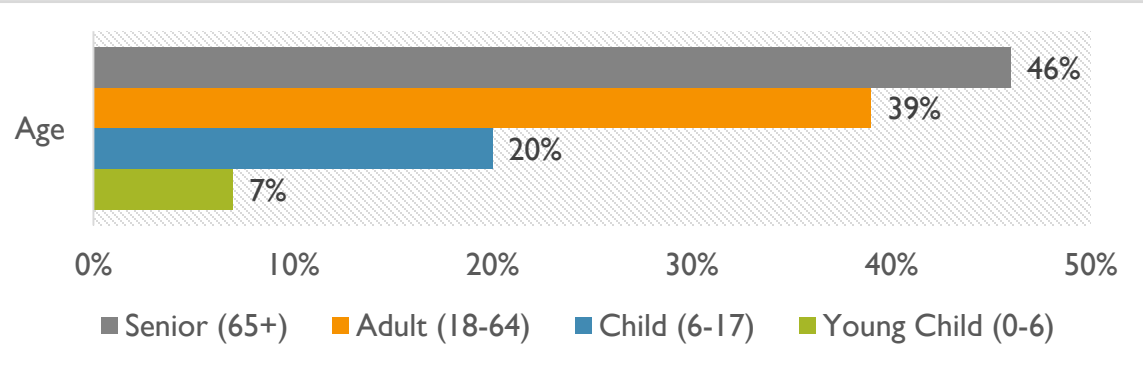
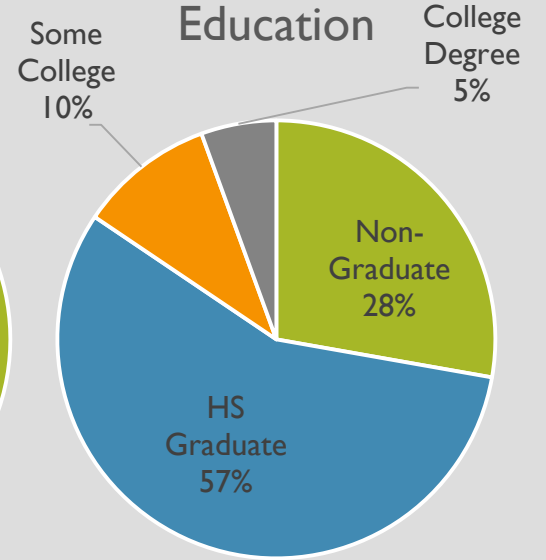
Insurance



Disabled

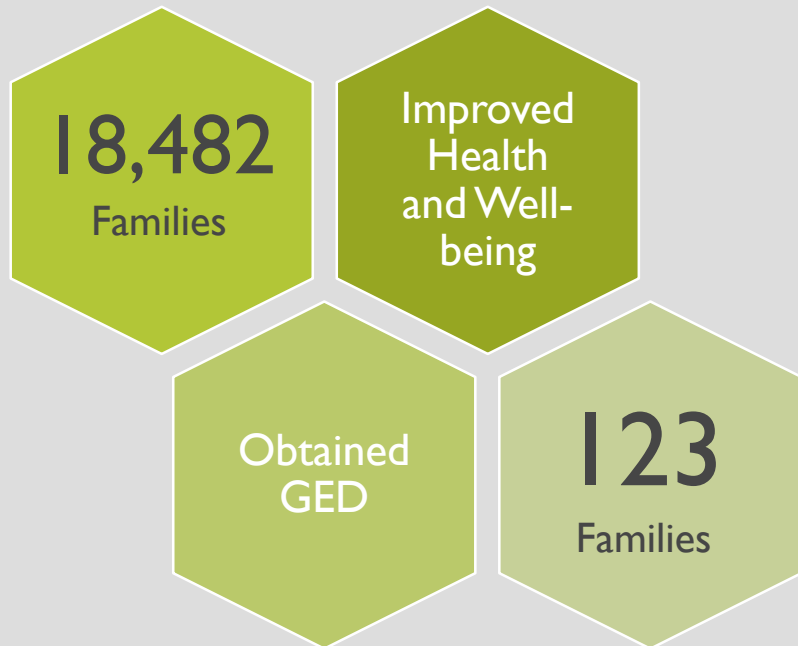


Education



HELPING PEOPLE REALIZE THE POSSIBILITIES

INCOME MANAGEMENT

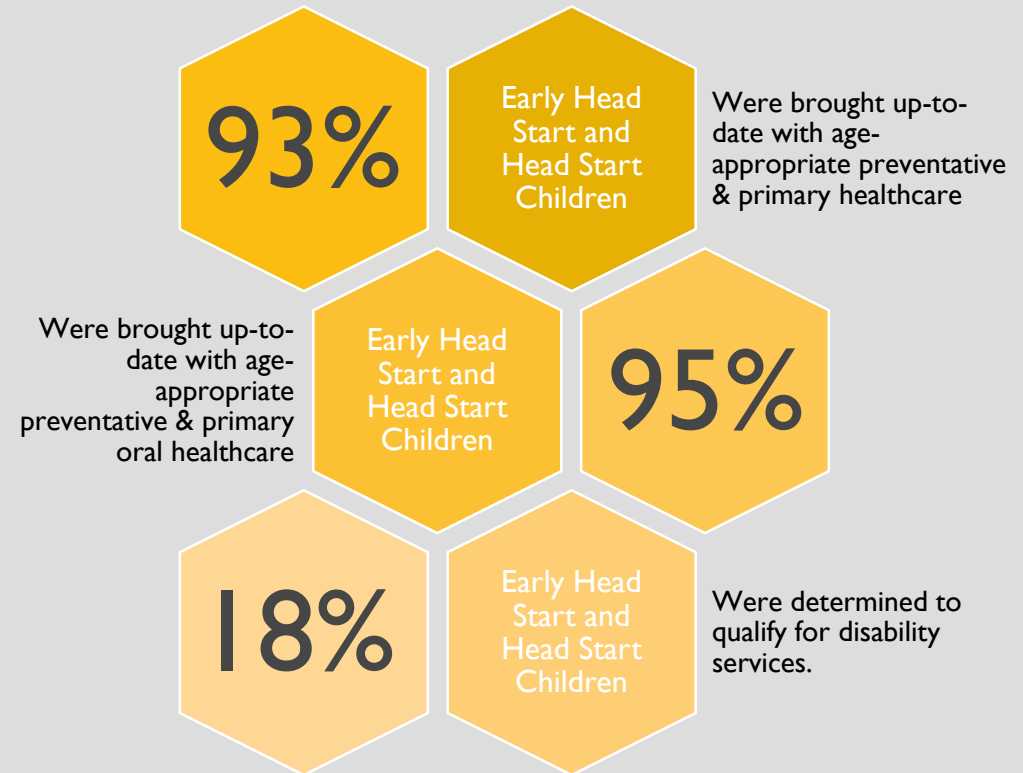


EMPLOYMENT



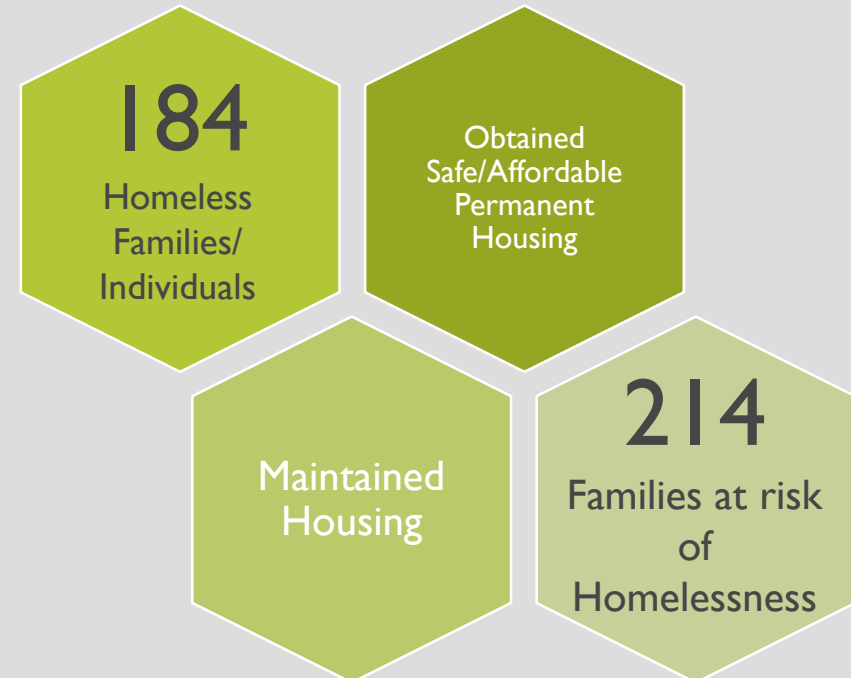
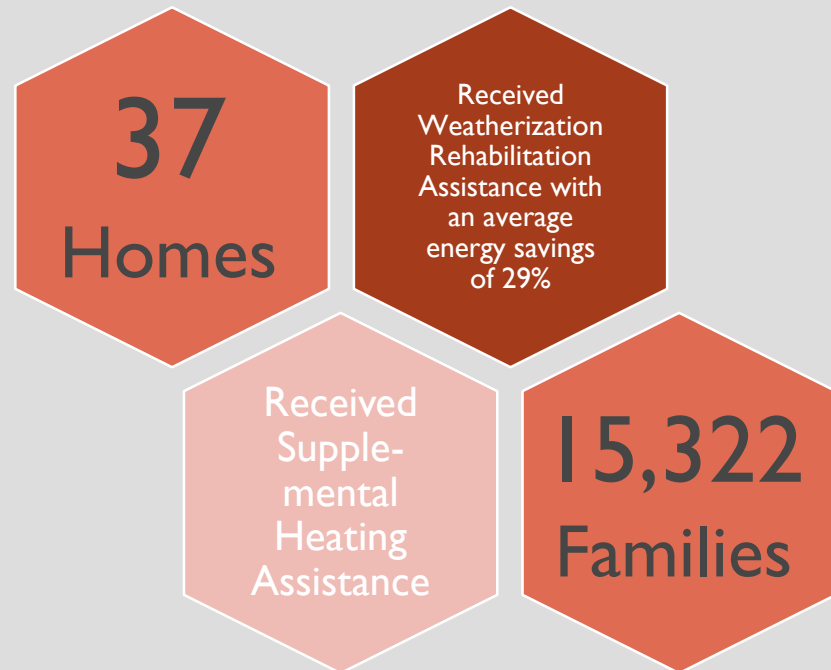
HELPING PEOPLE REALIZE THE POSSIBILITIES

HEALTH AND MEDICAL



HELPING PEOPLE REALIZE THE POSSIBILITIES

HOUSING AND ENERGY

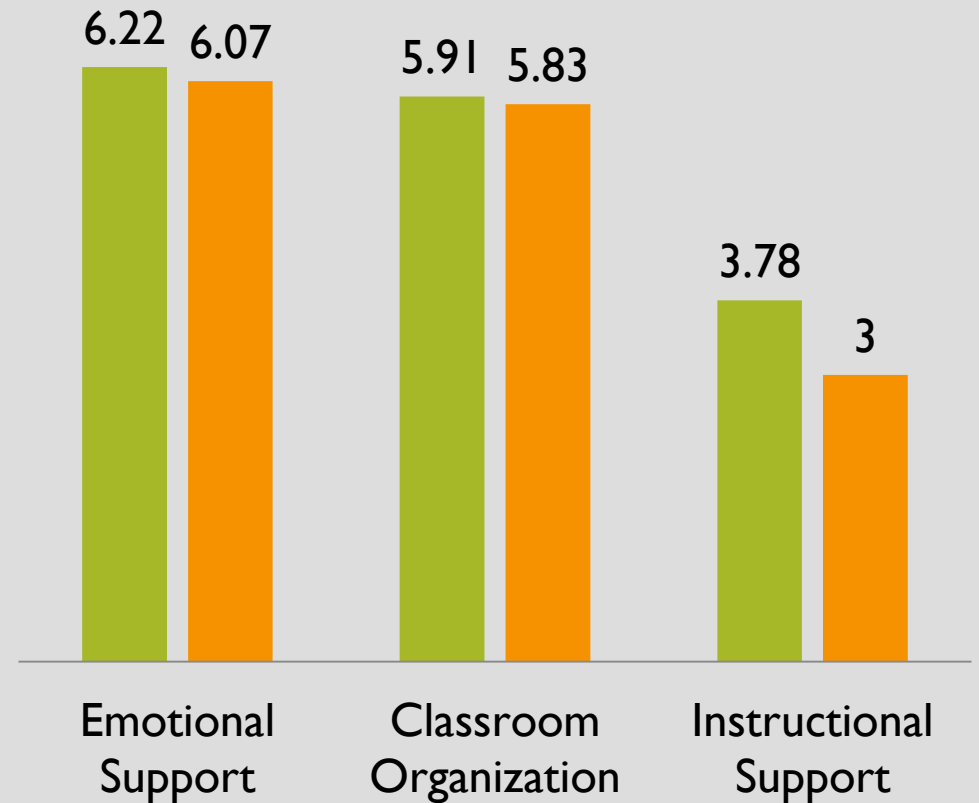


AHEAD IN CLASS

The Classroom Assessment Scoring System (CLASS) is an observation instrument that assesses the quality of teacher-child interactions in center-based preschool classrooms. CLASS includes three domains of child-teacher interactions that support children's learning and development: Emotional Support, Classroom Organization, and Instructional Support.

CLASS Scores

■ NDO CLASS Score
■ CLASS National Average



CHILD ASSESSMENT DATA

Our Head Start program uses the Work Sampling Online System (WSO) for child assessment in multiple domains. WSO provides ongoing documentation of children's skills, knowledge, behavior, and accomplishments over ten major areas: physical health, social/emotional development, approaches to learning, logic and reasoning, language development, literacy, mathematics, science, creative arts, and social studies. On-going documentation allows for continuous progress monitoring and differentiation by teachers which enables them to identify instructional needs to form flexible student groupings, child interest areas, and individualized instruction.

Percentage of Children Proficient in Each Domain for the 2017-2018 School Year

Domain	3 Year Olds	4 Year Olds
Perceptual Motor/Physical Development	98.6	98.8
Social/Emotional Development	97.5	97.5
Approaches to Learning	96.6	97.0
Language Development	94.5	96.2
Literacy Knowledge and Skills	94.1	94.8
Cognition Mathematics	91.2	95.2
Cognition Scientific Reasoning	92.4	97.0

EARLY HEAD START/HEAD START FAMILY ENGAGEMENT

The CCR Family Outcomes Survey measures parent opinion on how much they and their families have benefited from their Head Start experience. A total of 1,949 families completed the survey in the spring of 2018. The vast majority of parents talked enthusiastically about how their families had benefited from Head Start. Overwhelmingly, parents and guardians found Ninth District Opportunities' services very helpful.

<i>Percentage of parents/guardians finding the program helpful or very helpful:</i>	
Family Well-Being	97%
Parent-Child Relationships	98%
Families as Lifelong Educators	99%
Families as Learners	96%
Family Engagement in Transitions	99%
Family Connection to Peers & Community	96%
Families as Advocates & Leaders	91%

Additionally, the data demonstrated Ninth District Opportunity's family engagement work appears to be supporting child development across the full range of child development. *Families as Lifelong Educators* and *Families as Learners* demonstrated the strongest connections. The largest correlations were found on the area of English Language Development.

70.82% of families attained their goal for themselves and their children.

EARLY HEAD START/HEAD START/PRE-K PROGRAM COMPLIANCE

The Early Head Start & Head Start program completed its second year of a five year grant cycle. It has not received a review by the Office of Head Start for this federal grant.

Ninth District Opportunity Inc.'s Early Head Start and Head Start programs are in full compliance with the standards and regulations of the following programs:

- Georgia's Child Care Services
- Georgia's Dept. of Early Care & Learning and Bright from the Start – Pre-K
- Georgia's Dept. of Early Care & Learning's Child and Adult Care Food Program

Other Achievements

- **18** centers are accredited by the National Association for the Education of Young Children.
- **2** centers are accredited by the Southern Association of Colleges and Schools.
- **22** centers have been rated by Georgia's Quality Rated Program with **12** centers receiving the top rating of 3 stars.

